

NvMail

Electronic Mail for Microsoft Windows

Please use your mouse to select one of the following topics:



[About Image Machines Corp.](#)
[Copyright Notice](#)
[Disclaimer](#)

About Image Machines Corp.



Image Machines Corporation is a world-wide leader in large format imaging hardware and software products. We develop CCITT Group 4 Tiled compression and expansion products designed specifically for the large-format market. Our products are used in engineering drawing management environments, manufacturing sites, drawing archiving sites, mapping agencies and image scanning service bureaus. We support a number of different scanners, plotters and aperture card scanners from companies such as: Xerox Versatec, Vidar, CalComp, Atlantek, Photomatrix, Houston Instruments, Mekel, TDC and more.

To learn more about our company and our other products please don't hesitate to contact our Imaging Sales Director at:

Image Machines Corporation
590 Herndon Parkway
Herndon, VA 22070

Telephone: (703) 709-7475
Fax: (703) 709-8966
CompuServe: 71165, 2641

About NvMail

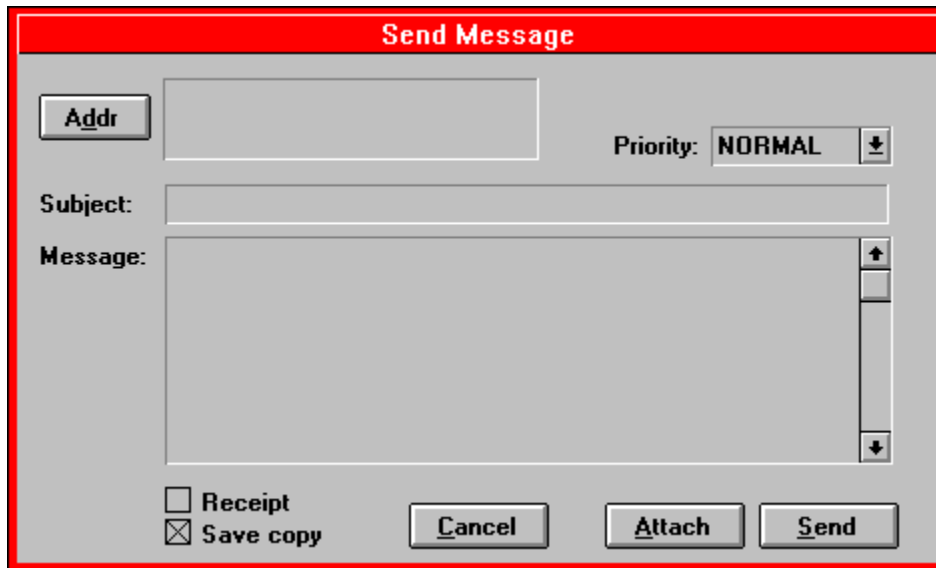


NvMail is an electronic mail (E-Mail) facility for Windows and Windows NT. NvMail was designed to make your daily office communications more efficient, more manageable and definitely more fun. NvMail provides a rich set of sophisticated electronic mail capabilities including built-in support for voice messages using and Windows compatible sound product. NvMail also offers a convenient mechanism for managing telephone messages. NvMail offers four types of messages. Select one of the buttons below for a more detailed description.



Mail Messages

Mail messages are an important part of NvMail. The form for mail messages was designed to be easy to use. You can assign different priorities to your mail message as well as attach files created with other Windows and DOS applications. You can compose detailed messages containing as many as 32,000 characters. Received messages can be saved, printed, replied to and even forwarded to other NvMail users. [Use your mouse on the image to pop-up additional information about mail messages.](#)

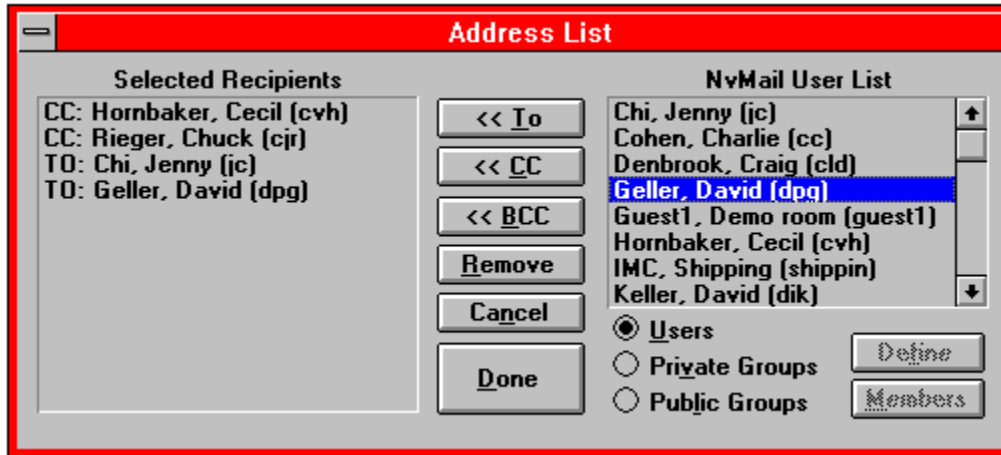


The image shows a dialog box titled "Send Message" with a red border. It contains the following elements:

- Addr:** A text input field with a small "Addr" button to its left.
- Priority:** A dropdown menu currently set to "NORMAL" with a downward arrow.
- Subject:** A text input field.
- Message:** A large text area for composing the message, with a vertical scrollbar on the right side.
- Options:** Two checkboxes at the bottom left: "Receipt" (unchecked) and "Save copy" (checked).
- Buttons:** Three buttons at the bottom right: "Cancel", "Attach", and "Send".

Addressing Messages

Addressing messages is easy using the dialog box shown below. You simply select one or more NvMail user names from the far right list box and press one of the address type buttons (TO, CC and BCC) from the middle panel. Of course you can also double-click on individual user names to speed-select listbox entries.



Telephone Messages

Are you using pink telephone message slips in your office? Tired of the clutter, the waste and the hard-to-read writing? With NvMail's built-in telephone message forms you won't mind taking messages any more. With just the push of a button you can pull up the following dialog ([use your mouse on the image to pop-up additional information about phone messages](#)):



Telephone Message

To: [Redacted]

Date: 01/08/93 Time: 09:47 AM

Called: [Redacted]

Firm: [Redacted]

Phone: [Redacted]

Telephoned Please call
 Called to see you Will call again
 Wants to see you Urgent
 Returned your call

Save copy

Cancel Send

NvMail makes it easy to keep track of telephone messages. You can archive messages you receive that you want saved. Outgoing phone messages can also be saved automatically to your archive providing a carbon-copy like feature.

Voice Messages

NvMail was the first and is still the only full-featured E-Mail package for Windows with built-in support for voice messages. Sure, some of the other E-Mail vendors allow you to embed recorder files into their messages - but that's awkward and time consuming. Only NvMail let's to press one button to reach a powerful, easy-to-use control panel for recording and sending voice messages. [Use your mouse on the image to pop-up additional information about voice messages.](#)

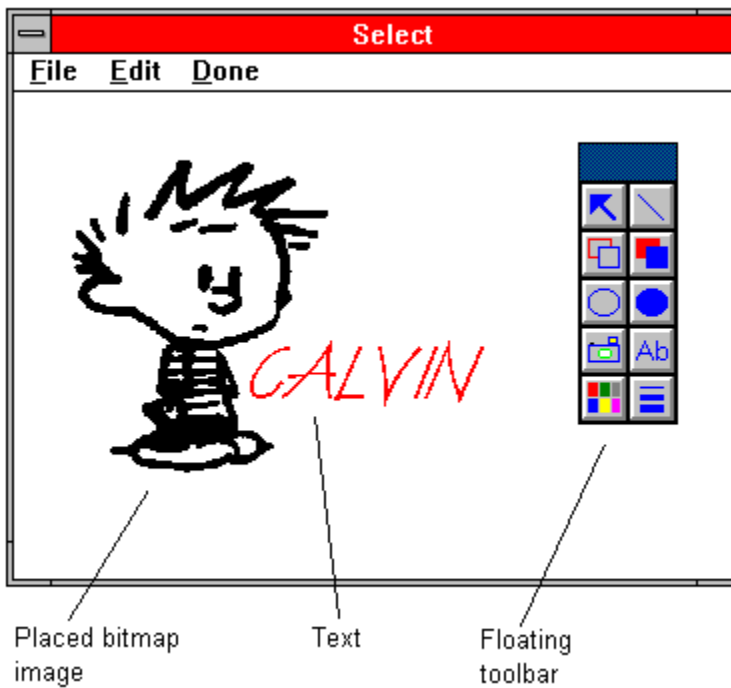


NvMail's voice messaging feature works with ANY Windows and Windows NT compatible WAV audio sound board. This includes the following products:

- Creative Labs Sound Blaster
- Media Vision Thunderboard
- Logitech AudioMan
- Disney Sound Source (play only)
- Compaq Computer PC's with "Business Audio"

Ez-Note Messages

Ez-Notes provide you with a means to create free-form messages containing text and graphics. A floating toolbar provides a quick and easy way to select the different types of objects that can be drawn. Why be constrained by pre-defined forms. With Ez-Notes you can create a mail message that looks any way you please and send it to anyone in your office. [Use your mouse on the image to pop-up additional information about Ez-Notes.](#)



Special Features of NvMail



NvMail has several special features which set it apart from other electronic mail packages. For one, NvMail is the most affordable, full-featured, technically supported E-mail product for Windows today.

Here are some other important features and benefits NvMail offers:

Highly iconic, easy-to-learn and use interface

Message list with lots of information

Attachment embedding and linking

Public and private group lists

Message recall

Powerful archiving (folder) facility

Voice message capability

Free-form drawing messages

Easy-to-use telephone messages

Configurable notification control

Configurable user interface settings

Sculpted 3D user interface (configurable)

On-line, context-sensitive Windows help

Event sounds compatible with all WAV audio files

Built-in PC speaker driver

Support for Windows compatible WAV audio devices

Compatible with Windows NT

Network Support



NvMail works with a wide variety of networks. In fact, any network or networking environment that's compatible with Microsoft Windows or Windows NT will support NvMail.

This includes:

- Novell NetWare
- Novell NetWare Lite
- Artisoft LANtastic
- Microsoft LAN Manager
- Microsoft Windows for Workgroups
- NFS/PC-NFS
- Invisible Software's InvisibleLAN
- 3COM 3+Open
- Sitka (Sun) TOPS
- Banyan Vines

Ordering NvMail



Thank you for your interest in NvMail. We're confident that once you examine all of your E-Mail purchasing options you'll decide that NvMail is the overall best product available for your network.

We have three (3) versions of the product available: a 10-user pack for \$295, a 25-user pack for \$495 and an unlimited user pack for \$995. We accept Visa or Mastercard credit card orders, C.O.D. company checks and purchase orders from large well-known corporations. International orders should be made using a credit card to simplify exchange rate calculations. [NvMail is offered with a 30-day money back guarantee.](#) You can't afford not to try it!

NvMail is shipped with both 5 1/4" and 3 1/2" diskettes. Please feel free to phone, fax or E-Mail your orders to Image Machines at:

Telephone: (703) 709-7475

Fax: (703) 709-8966

CompuServe: 71165,2641

Image Machines Corporation

590 Herndon Parkway

Herndon, VA 22070

[Order Form](#)



Electronic Mail for Microsoft Windows

Send To:

Name:

Company:

Address:

City:

State or province:

Country:

Telephone:

Fax:

Version:

10-User version for \$295 25-User version for \$495 Unlimited-User version for \$995

Shipping and handling:

UPS Ground \$4 UPS 2nd Day Air \$6

UPS Next Day Air \$14 Federal Express Next Day \$16

Payment Information:

Visa or Mastercard Number: _____ Expiration: _____

Institutional Purchase Order accompanies this form

Check enclosed

Send C.O.D.

Image Machines Corporation * 590 Herndon Parkway * Herndon, VA 22070
Telephone: (703) 709-7475 Fax: (703) 709-8966 * CompuServe: 71165,2641

Copyright



NvMail is Copyright (C) 1992, 1993 by Image Machines Corporation and is protected by the copyright laws of the United States of America. All rights are reserved. Windows and Windows NT are tradenames of Microsoft Corporation. All other product and brand names are copyright and trademarked by their respective owners.

Disclaimer



Information used to create this electronic help file is subject to change without notice and does not represent a commitment on the part of Image Machines Corporation. The software described in this help file is furnished under agreement and may be used or copied only in accordance with the terms of an NvMail license agreement found in the written documentation that accompanies the product.

These are the names of users that have been selected to receive the mail message.

NvMail supports TO, CC and BCC (blind carbon copies) forms of mail addressing.

This listbox contains all of the NvMail users capable of receiving mail messages.

NvMail supports both private and public group lists. Group lists make sending mail to many people extremely easy.

NvMail's mail messages support three (3) priorities: Normal, Reminder and Urgent. Messages that are marked as urgent appear in red in the incoming message list.

With NvMail you can attach any number of files to a mail message. Files can be either embedded or linked to mail messages. Embedded attachments are actually copied into the message file and sent with the mail message. Linked attachments have a special pointer inserted into the message file rather than the actual contents.

NvMail allows you to drag files from the File Manager directly into the attachment list.

Press this button to send your message. If your address list is empty, Nvmail will warn you that you haven't designated any recipients.

This image of "Calvin" from the popular comic strip "Calvin and Hobbs" by Bill Watterson was scanned using a desktop scanner and saved as a BMP file.

This is the Ez-Note floating toolbar. You can select rectangle, ellipse, line, text and bitmap tools from it.

This area can be used to record important information about the caller: what their name is, what company or organization they're calling from and what their telephone number is. When you receive a telephone message you have the option of automatically dialing the telephone number through your modem (if one is installed) or having the DTMF tones played through your PC's speaker or optionally installed Windows compatible sound board.

These checkboxes provide easily identifiable information concerning the call and mimic the layout of a standard paper telephone message pad.

NvMail allows you to enter extremely detailed text into its phone messages. In fact, you can enter as many as 32,000 characters! Of course, you can also paste the text directly into the phone message from another Windows application.

If this checkbox is marked your outgoing telephone message will automatically be copied to your archive folder area. This provides a carbon-copy like capability sometimes required in offices.

This pull-down listbox contains the names of everyone in your office. You can speed-select names by pressing the first letter of anyone's last name. Up and down arrows also help you navigate through the list.

With just the touch of your mouse you can begin recording a voice message with NvMail. Recording controls are just like those found on a regular tape recorder or VCR. After you press the record button the status area of the dialog keep track of the length of your recording.

If you're worried that there might be too many long messages taking up valuable disk space rest assured that the NvMail system administrator can impose recording time limits on a system-wide basis.

These checkboxes allow you to specify whether you would like to receive notification when your message is read or listened to as well as if you would like a copy of your outgoing message automatically saved to your default archive folder.

This area allows you to compose your message with as many as 32,000 characters. You can type directly into the message area or paste text from another Windows application.

This is where you enter in a message subject. If you choose to send your message with an URGENT priority the text you type here will appear in red in the recipient's inbox message list alerting them to its important nature.




Read Message Mail Message Phone Message Ez-Note Message Print Message(s) Record Message Archive Folders Configure NvMail Delete Message(s) Information

David's Mail

File Message(s) Send Configure Help

Read Compose Phone Ez-Note Print Record

	01/05/93	02:45 PM	Geller, David
	01/05/93	02:44 PM	Geller, David
	01/05/93	02:44 PM	Geller, David
	01/05/93	02	

Date Time

Voice Message

Unopened Mail Message

Opened Mail Message

Telephone Message

